

The TRAFFIC SNAKE GAME NETWORK

CLASS MEASUREMENT FORM (pre-measurement)

Print this form for every class participating in the Traffic Snake Game Campaign in your school. Use this form for the pre-measurement of the Traffic Snake Game Campaign. Ask the pupils how they usually travel to school and fill out the number of pupils per transport mode. The number of sustainable trips should be the total of all transport modes; Walking, Cycling, Bus, Train/Tram/Metro and Carpooling.

Class name/number: _____

School name: _____

Date: _____

Number of pupils in class: _____

Name teacher: _____

Fill out the number of students for the pre-measurement

Walking	
Cycling	
Bus	
Train/Tram/Metro	
Carpooling	
Total number of sustainable trips	
Car	






The TRAFFIC SNAKE GAME NETWORK

CLASS MEASUREMENT FORM - During

Print this form for every class participating in the Traffic Snake Game Campaign. Use this form during the two Traffic Snake Game Campaign weeks. Fill out the number of pupils per day per transport mode. The number of sustainable trips should be the total of all transport modes; Walking, Cycling, Bus, Train/Tram/Metro and Carpooling.
















Class name/number:	_____
School name:	_____
Date 1st week:	_____
Date 2nd week:	_____
Number of pupils in class:	_____
Name teacher:	_____

Fill out the number of students each day during the Traffic Snake Game Campaign

Campaign week 1					
	Monday	Tuesday	Wednesday	Thursday	Friday
Weather (please circle)					
Walking					
Cycling					
Bus					
Train/Tram/Metro					
Carpooling					
Total number of sustainable trips					

The TRAFFIC SNAKE GAME NETWORK

Car					
-----	--	--	--	--	--

Campaign week 2					
	Monday	Tuesday	Wednesday	Thursday	Friday
Weather (please circle)	  	  	  	  	  
Walking					
Cycling					
Bus					
Train/Tram/Metro					
Carpooling					
Total number of sustainable trips					
Car					

The TRAFFIC SNAKE GAME NETWORK

CLASS MEASUREMENT FORM (after-measurement)

Print this form for each class that participated in the Traffic Snake Game Campaign. Use this form for the after-measurement of the Traffic Snake Game Campaign in your school and ask the pupils how they usually travel to school. Fill out the number of pupils per transport mode. The number of sustainable trips should be the total of all transport modes; Walking, Cycling, Bus, Train/Tram/Metro and Carpooling.

Class name/ number:	_____
School name:	_____
Date:	_____
Number of pupils in class:	_____
Name teacher:	_____
Fill out the number of students for the after-measurement	

Walking	
Cycling	
Bus	
Train/Tram/Metro	
Carpooling	
Total number of sustainable trips	
Car	

The TRAFFIC SNAKE GAME NETWORK

SCHOOL MEASUREMENT FORM (pre-measurement)

Use this form for the pre-measurement of the Traffic Snake Game Campaign. The school pre-measurement form should be the total of all class pre-measurement forms in your school. The number of sustainable trips should be the total of all transport modes; Walking, Cycling, Bus, Train/Tram/Metro and Carpooling.

School name: _____
Date: _____
Number of pupils in school playing the game: _____
Number of classes in school playing the game: _____
Fill out the number of students for the pre-measurement

Walking	
Cycling	
Bus	
Train/Tram/Metro	
Carpooling	
Total number of sustainable trips	
Car	

The TRAFFIC SNAKE GAME NETWORK



SCHOOL MEASUREMENT FORM - During

Use this form during the two Traffic Snake Game campaign weeks at your school. The school measurement form should be the total of all class measurement forms. To complete this form, use the class measurement forms to calculate the number of pupils travelling every day. The number of sustainable trips should be the total of all transport modes; Walking, Cycling, Bus, Train/Tram/Metro and Carpooling.

School name: _____
 Date 1st week: _____
 Date 2nd week: _____
 Number of pupils in school playing the game: _____
 Number of classes in school playing the game: _____
















Fill out the number of students each day during the Traffic Snake Game Campaign

Campaign week 1

	Monday	Tuesday	Wednesday	Thursday	Friday
Weather (please circle)					
Walking					
Cycling					
Bus					
Train/Tram/Metro					
Carpooling					
Total number of sustainable trips					

The TRAFFIC SNAKE GAME NETWORK

Car					
-----	--	--	--	--	--

Campaign week 2					
	Monday	Tuesday	Wednesday	Thursday	Friday
Weather (please circle)	  	  	  	  	  
Walking					
Cycling					
Bus					
Train/Tram/Metro					
Carpooling					
Total number of sustainable trips					
Car					

The TRAFFIC SNAKE GAME NETWORK

SCHOOL MEASUREMENT FORM (after-measurement)

Use this form for the after-measurement of the Traffic Snake Game Campaign in your school. The school after-measurement form should be the total of all class after-measurement forms. The number of sustainable trips should be the total of all transport modes; Walking, Cycling, Bus, Train/Tram/Metro and Carpooling.

School name: _____
Date: _____
Number of pupils in school playing the game: _____
Number of classes in school playing the game: _____
Fill out the number of students for the after-measurement

Walking	
Cycling	
Bus	
Train/Tram/Metro	
Carpooling	
Total number of sustainable trips	
Car	